

Student Name _____

P

**Grade 4
Mathematics
Test Booklet**

Practice Test

TEST BOOKLET SECURITY BARCODE



Unit 1


Directions:

Today, you will take Unit 1 of the Grade 4 Mathematics Practice Test. You will not be able to use a calculator.

Read each question. Then, follow the directions to answer each question. Mark your answers circling your answers in your test booklet or writing your answer in the space provided. If you need to change an answer, be sure to erase your first answer completely. If a question asks you to show or explain your work, you must do so to receive full credit.

If you do not know the answer to a question, you may go on to the next question. If you finish early, you may review your answers and any questions you did not answer.

1. The area of the rectangular sandbox at Dave’s school is 108 square feet. The sandbox has a width of 9 feet as shown in the diagram.



What is the length, in feet, of the sandbox?

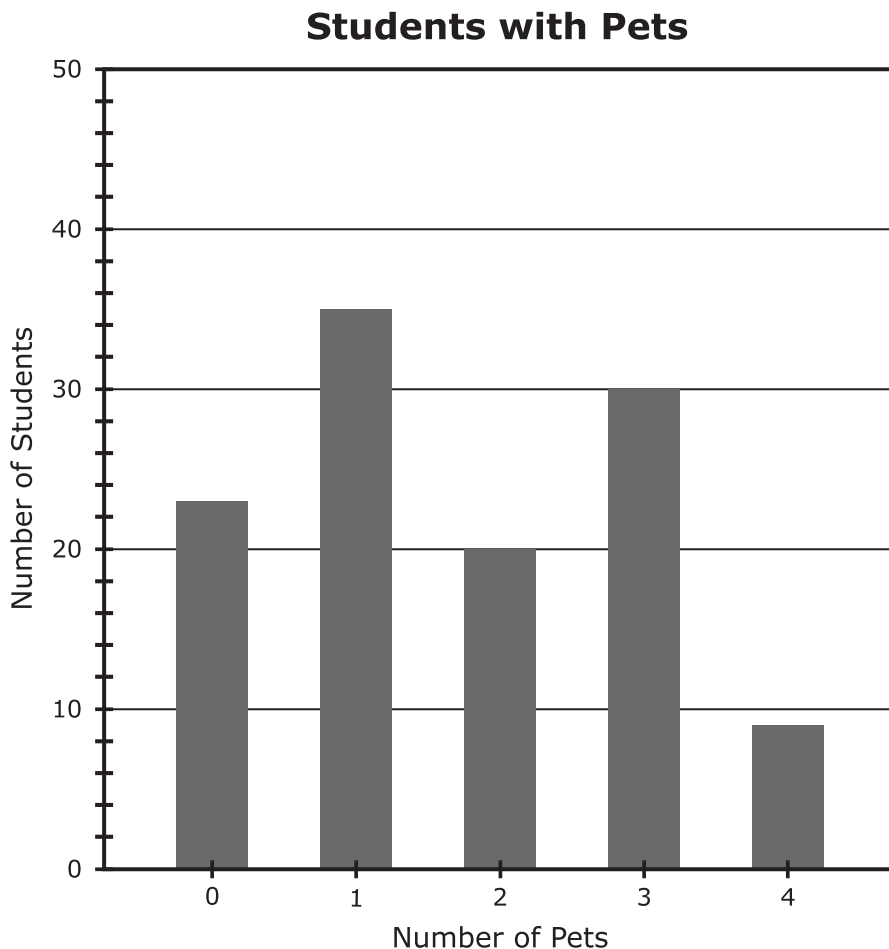
Enter your answer in the box.

2. Enter your answer in the box.

$$3,649 \times 6 =$$

Use the information provided to answer Part A through Part C for question 3.

Ms. Sloan asked 117 fourth-grade students the question, "How many pets do you have?" She displayed the data she collected in the bar graph shown.



3. Part A


How many of the students that responded have 2 pets?

Enter your answer in the box.

Part B

How many more students have 1 pet than students who have 3 pets? Explain your answer.

Enter your answer and explanation in the space provided on the next page.




Part C

Find the total number of pets the fourth-grade students have.

- Explain how you used the bar graph to solve the problem.
- Show your work using equations.

Enter your explanation, your work, and the total number of pets in the space provided.



4. Select the **three** choices that are factor pairs for the number 28.

A. 1 and 28

B. 2 and 14

C. 3 and 9

D. 4 and 7

E. 6 and 5

F. 8 and 3

5. Which pairs of fractions show a correct comparison?

Select the **two** correct answers.

A. $\frac{2}{5} = \frac{40}{100}$

B. $\frac{2}{5} > \frac{6}{9}$

C. $\frac{2}{5} > \frac{2}{3}$

D. $\frac{3}{5} < \frac{8}{12}$

E. $\frac{3}{5} > \frac{2}{3}$

F. $\frac{3}{5} = \frac{98}{100}$

6. Which numbers make the comparison true?

$$27,768 < \square$$

Select the **two** correct answers.

- A. 27,759
- B. 28,744
- C. 26,773
- D. 27,568
- E. 27,836

7. **Part A**

Alex ran 0.5 mile.

What number should replace the ? to make a fraction equivalent to 0.5?

$$\frac{?}{10}$$


Enter your answer in the box.

Part B

Christy ran $\frac{4}{10}$ mile on Monday and $\frac{7}{100}$ mile on Tuesday. She said that she ran a total of $\frac{47}{100}$ mile. Christy told Alex that she ran a greater distance than he ran, because 47 is more than 5.

- Identify the incorrect reasoning in Christy's statement.
- Explain how Christy can correct her reasoning.
- Use $>$, $<$, or $=$ to give a correct comparison between the distances that Alex and Christy ran.

Enter your explanation and the correct comparison in the space provided on the next page.



Use the information provided to answer Part A and Part B for question 8.

Each student in a class chose one sport to play. The table shows the fractions of all students who chose each sport.

Sport	Fraction of All Students
soccer	$\frac{3}{10}$
football	$\frac{2}{10}$
hockey	$\frac{1}{10}$
basketball	$\frac{4}{10}$

8. Part A

Which equation can be used to find s , the fraction of all students that chose to play either soccer or basketball?

- A. $\frac{3}{10} + \frac{4}{10} = s$
- B. $\frac{2}{10} - \frac{1}{10} = s$
- C. $\frac{4}{10} + \frac{2}{10} = s$
- D. $\frac{4}{10} - \frac{3}{10} = s$

Part B

What fraction of all the students chose to play either soccer or basketball?

A. $\frac{1}{10}$

B. $\frac{3}{10}$

C. $\frac{6}{10}$

D. $\frac{7}{10}$

9. Enter your answer in the box.

$$522 \div 9 =$$

10. The value of the digit 4 in the number 42,780 is 10 times the value of the digit 4 in which number?
- A. 34,651
 - B. 146,703
 - C. 426,135
 - D. 510,400

11. The table shows the number of yards Ed ran in each of the first three football games of the season.

Ed's Running Yards


Game	Yards
1	157
2	309
3	172

After the first three games of the season, Rico had exactly 3 times the total number of running yards that Ed had.

How many **more** total running yards did Rico have than Ed after the first three games of the season? Show your work using equations.

Enter your answer and your work in the space provided on the next page.





12. Enter your answer in the box.
 $5,314 - 4,983 =$





You have come to the end of Unit 1 of the test.

- **Review your answers.**
- **Then, close your test booklet and answer document and raise your hand to turn in your test materials.**





4 - MTH

MATH04ABO